

Instruction for students to register online for the convocation

01. Eligible students who would like to receive their degree at the Convocation, shall submit their application through online only. Offline applications will not be accepted.

02. All fields in the registration form are mandatory.

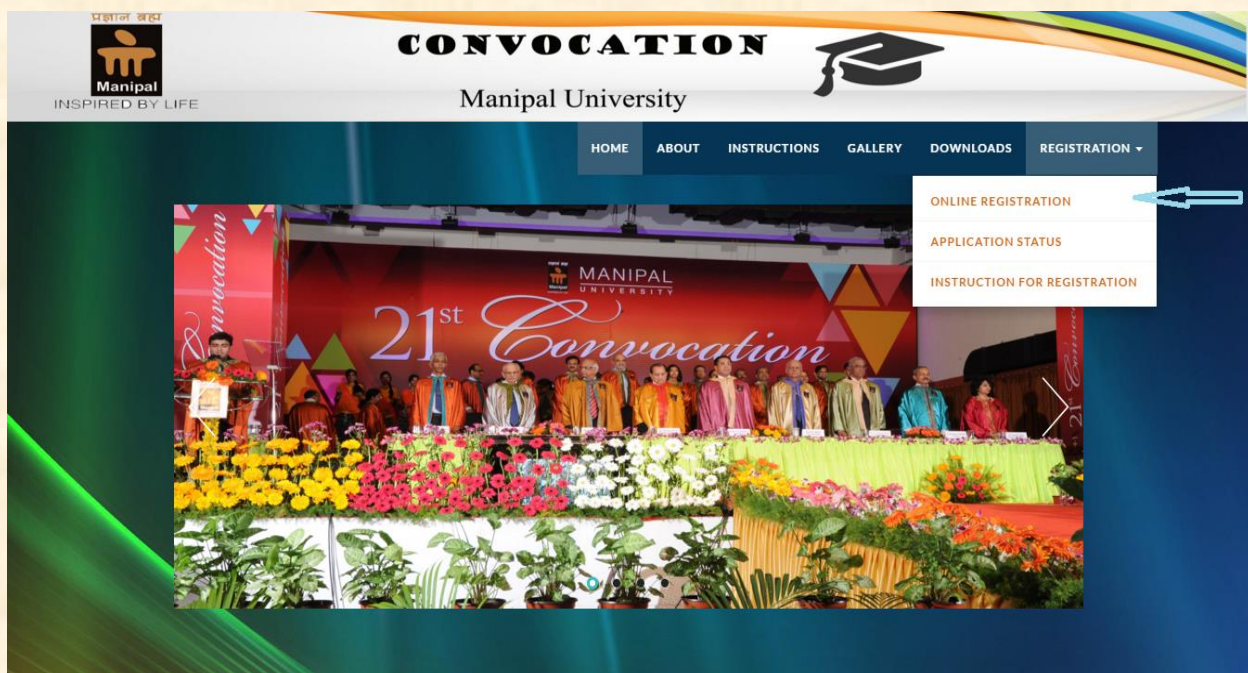
03. Online registration will be **deactivated on 4th Nov 2017**.

14. For any clarification, please feel free to contact your respective college office.

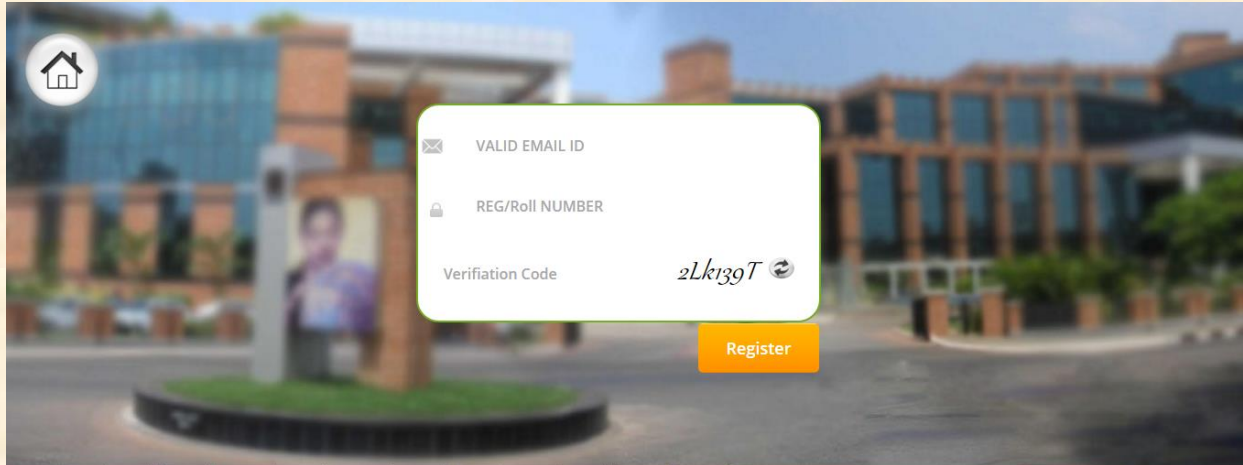
Procedure of Online Application

Step 1

- Click on Online Registration link under Registration in the <http://convocation.manipal.edu>




- The Signup form will appear. Please fill the Registration No. and a valid Email ID



Step2

- When u click Register, A mail will be sent to your email-id with the link for the application. Please login into your email and click on the URL provided in to get application form.

Registration Number	<input type="text" value="120956015"/>
Name	<input type="text" value="DIVYA NAYAK"/>
Institution:	<input type="text" value="Manipal Institute of Technology"/>
Course	<input type="text" value="MCA"/>
Image	
Month & Year of Passing	<input type="text" value="-Select-"/> <input type="text" value="-Select-"/>
Date of completion of Internship [if applicable]	<input type="text"/>
Current Address	<input type="text"/>
City	<input type="text"/>

Please fill all the details in the application form.

The application will be submitted and forwarded to respective Institution.

The institution accepts your application, and sends you the **approval mail**.

On the day of the Convocation ceremony awardees must collect their ceremonial gown by showing their **confirmed registration e-mail** at the respective counters made available at the Convention Centre.